



**7 cities**  
on housing  
and homelessness

This project was funded in part by the Government of Canada's Homelessness Partnering Strategy's Innovative Solutions to Homelessness.

# 2018 Alberta Point-in-Time Homeless Count *at a Glance*

On April 11, 2018, the 7 Cities held the third provincially-coordinated **Point-in-Time Count (Count)** of homelessness. The 7 Cities coordinates biennial Point-in-Time Counts in order to provide a current snapshot of the overall homeless population in Alberta and to enable examination of how homelessness changes over time. The initiative was funded by the Government of Canada's Homelessness Partnering Strategy.

Using aligned methods across the cities, trends can be identified using similar definitions. This year, 7 Cities have implemented improved methods to increase the coverage and alignment of the Count. This makes comparisons with previous years difficult, but gives better information moving forward.

*The Count is an important source of information about homelessness, but it is only a snapshot of a particular day.*

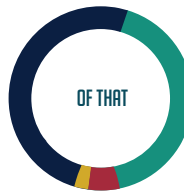
As such, it should not be used as the sole source of information on homelessness. Ultimately, the information gained from Alberta's coordinated Count helps to complement other data to inform solutions to end homelessness in our communities.

## Key Findings



**5,735**

PEOPLE EXPERIENCING HOMELESSNESS WERE COUNTED DURING THE 2018 ALBERTA POINT-IN-TIME HOMELESS COUNT.



PROVISIONALLY ACCOMMODATED

**49%**

2,834

EMERGENCY SHELTERED

**47%**

2,671

UNKNOWN

**1%**

66

UNSHeltered

**3%**

164



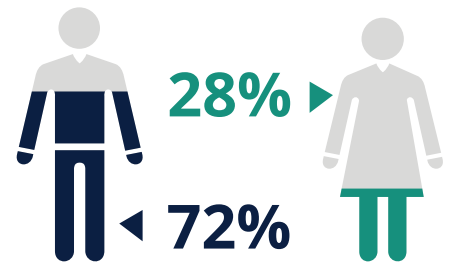
MAJORITY

of people were enumerated in Alberta's major urban centres, Calgary and Edmonton.



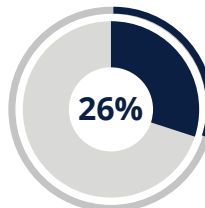
REMAINING

were enumerated in Wood Buffalo, Grande Prairie, Red Deer, Medicine Hat and Lethbridge.



MALES

WERE MORE PREVALENT IN THE HOMELESS POPULATION THAN FEMALES; THIS IS CONSISTENT WITH 2014 AND 2016 DATA.



PEOPLE IDENTIFYING AS INDIGENOUS CONTINUE TO BE OVERREPRESENTED AMONG THOSE EXPERIENCING HOMELESSNESS.

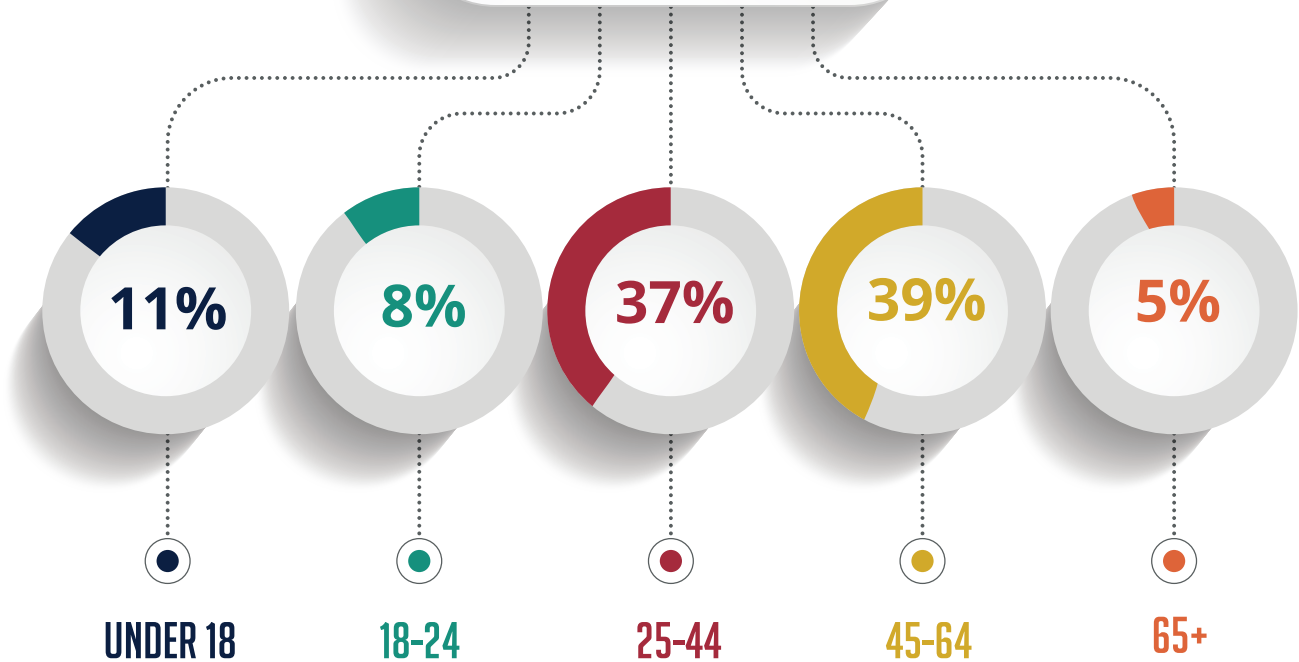
Across Alberta, people who identify as Indigenous make up 26% of those enumerated using administrative data from emergency shelters and transitional housing, while making up only 7% of the general population.



Combining survey responses across all cities it was found that **83 (7%)** individuals self-reported as **having served in the Canadian military and/or the RCMP.**

# AGE

Administrative Data



OF THOSE SURVEYED

# 62%

reported being chronically homeless, defined as having been homeless for **AT LEAST 180 CUMULATIVE DAYS** in the past year.

## Methods Refinement

Compared to 2014 and 2016, the 2018 Count allows for better comparison between cities through refined methods. There were additional transitional housing units included this year, as well as provincial system data for health and correctional facilities compared to 2016.

As more organizations reported data in 2018 and methods changes, it is difficult to draw comparisons over time at a provincial level. If we compare 2016 and 2018 Emergency Shelter Occupancy reports (which remained consistent) data suggests overall stabilization provincially at +1% with local variations.

*Detailed provincial reports will be reported locally.*

*In order to maintain comparability locally, cities may exclude data used in this report or include additional data in their local reports.*

NOTE: Percentages calculated by removing "unknown" (nulls, don't know and decline to answer) from both survey and administrative data totals. As data was rounded, it may not add to 100%.